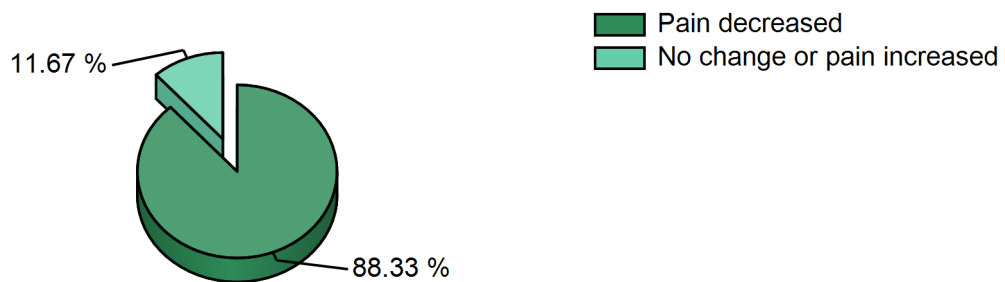
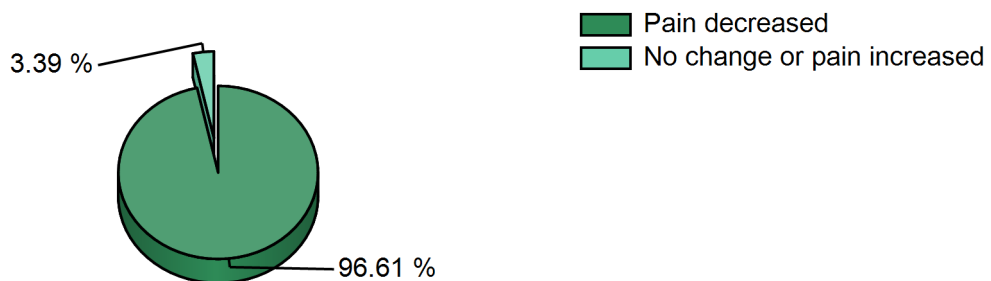

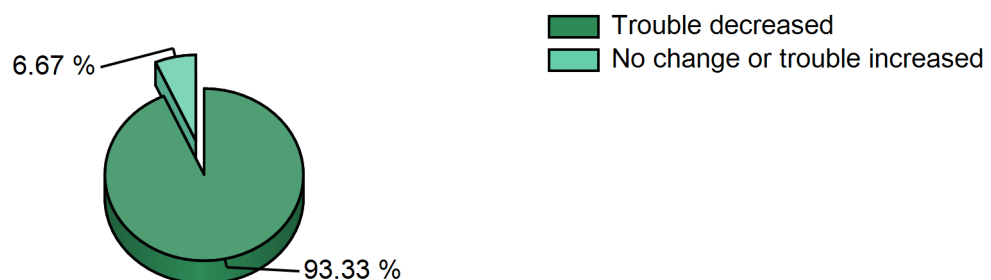
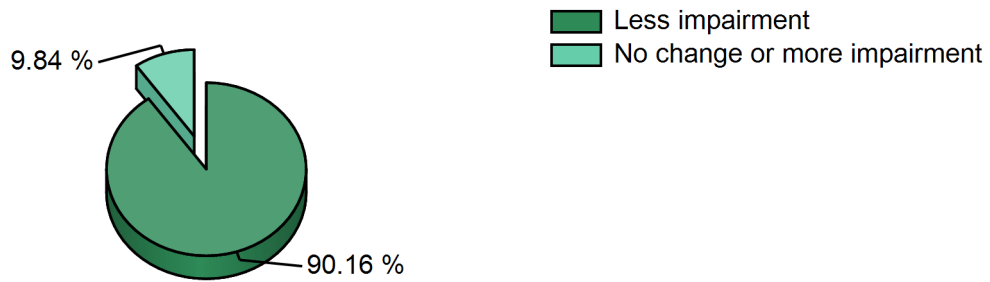
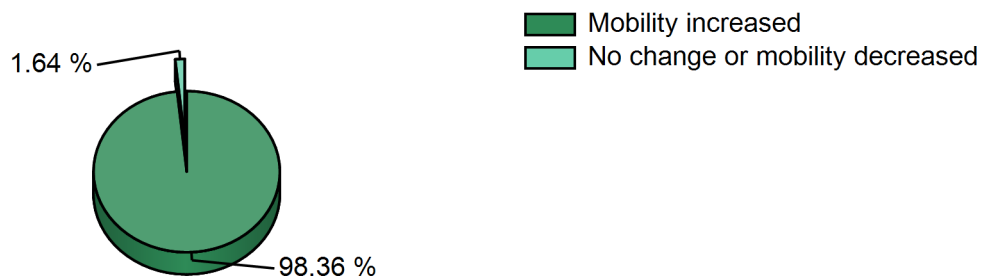
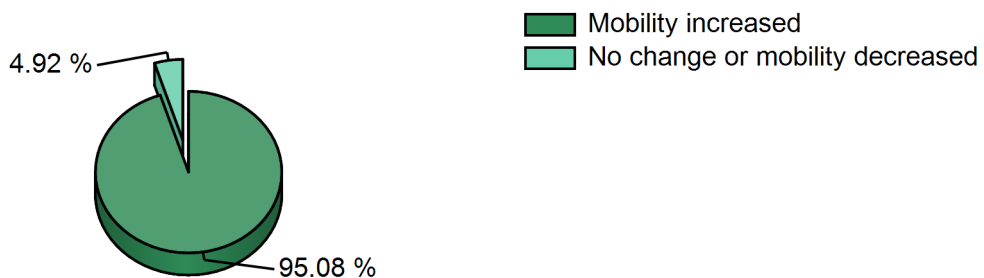
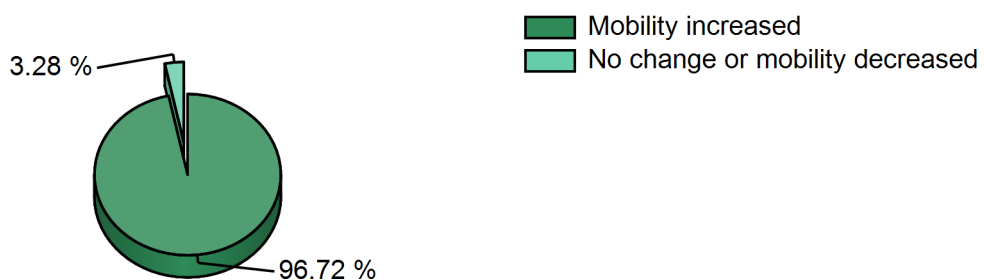


Treatment results: Pain (outcome pain 6 wks)**Treatment results: Pain (outcome pain on outcome day)****Treatment results: Trouble (outcome trouble 6 wks)****Treatment results: Trouble (outcome trouble on outcome day)**

Treatment results: Impairment**Treatment results: Rotation mobility****Treatment results: Sagittal mobility****Treatment results: Lateral flexion mobility**

Total number of outcome assessments: 61

BACKGROUND INFORMATION

	Clinic Average	Country Average	World Average
Age (yrs)	45.22	52.46	46.80
Rimon's Brief Depression Scale	4.26	5.49	4.53

PAIN AND TROUBLE

	Clinic Average	Country Average	World Average
Pain (VAS, 0-100)			
Baseline (pain during last 6 wks)	54.30	58.67	52.34
Outcome (pain during last 6 wks)	31.15	28.43	29.37
Outcome (pain on outcome day)	18.14	19.53	20.74
Change (outcome pain 6 wks)	-23.15	-30.23	-22.97
Change (outcome pain on outcome day)	-36.16	-39.14	-31.60

Trouble (VAS, 0-100 mm)

Baseline (trouble during last 6 wks)	52.51	59.39	52.03
Outcome (trouble during last 6 wks)	28.53	28.32	28.42
Outcome (trouble on outcome day)	16.12	19.11	20.35
Change (outcome trouble 6 wks)	-23.97	-31.07	-23.61
Change (outcome trouble on outcome day)	-36.39	-40.28	-31.68

Impairment Index

Baseline	13.90	15.47	12.41
Change	-4.15	-5.69	-3.77

MOBILITY

	Clinic Average	Country Average	World Average
Rotation Mobility			
Baseline	63.72	78.41	75.25
Change	43.57	38.47	25.04
Sagittal Mobility			
Baseline	41.57	54.48	57.78
Change	26.44	14.93	10.49



Lateral Flexion Mobility

Baseline	67.49	66.82	75.62
Change	29.70	19.62	14.52

Country averages and world averages are based on all clinics that have reported to DBCI.